



SAMCON

Prozessleittechnik GmbH

Assembly instruction

product: air.Blade-VA1.x

author: S. Weber

date: May 18, 2021

doc ID: 210518-PZUMA-SW-air.Blade-VA1.x_assembly
instruction_rev.oo.idw

passing:



INTRO



What you need:	
Allen wrench	2,5 mm
Tourque-allen wrench	2,5 mm

ATTENTION:
Please be careful when working at heights !

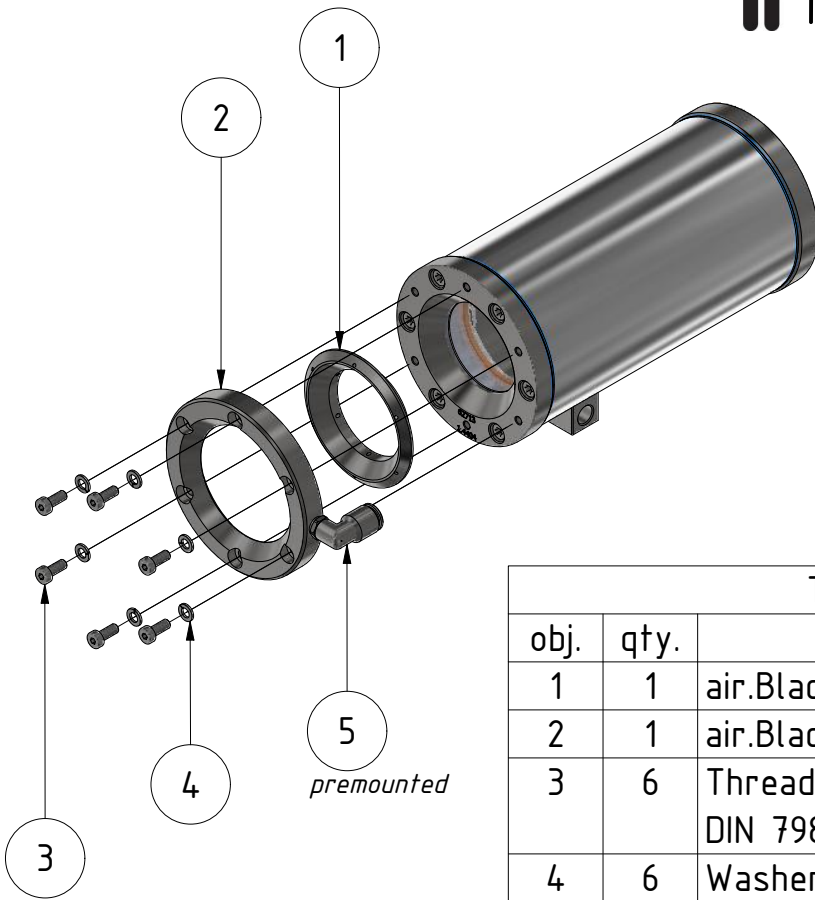
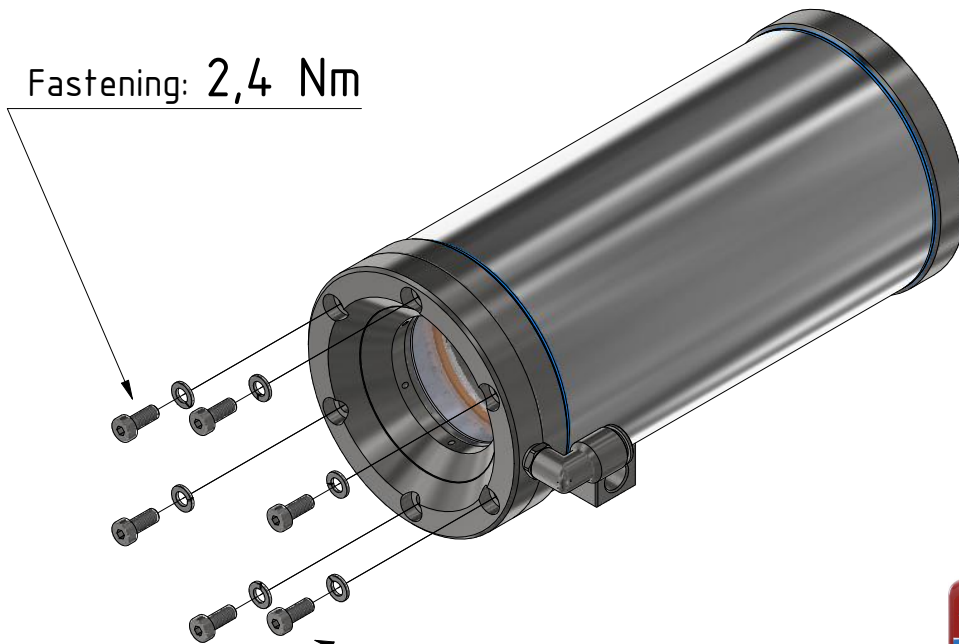


Table of content			
obj.	qty.	part	material
1	1	air.Blade inner part	Stainless steel
2	1	air.Blade outer part	Stainless steel
3	6	Threaded bolt DIN 7984 - M4 x 10	Stainless steel
4	6	Washer DIN 127 - A 4	Stainless steel
5	1	Pneumatic plug 6mm	Stainless steel

1

Fastening: 2,4 Nm

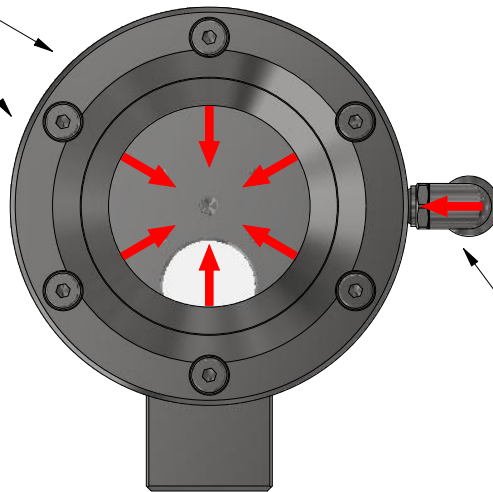


Use Loctite 243
thread lock !



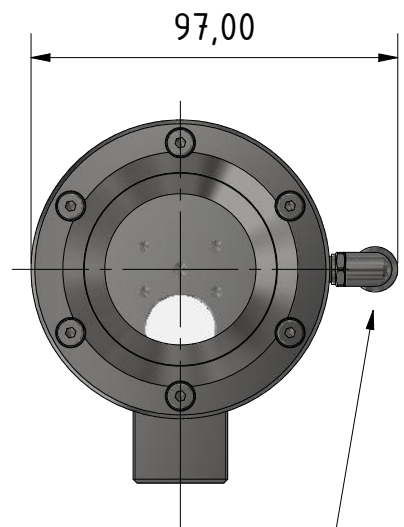
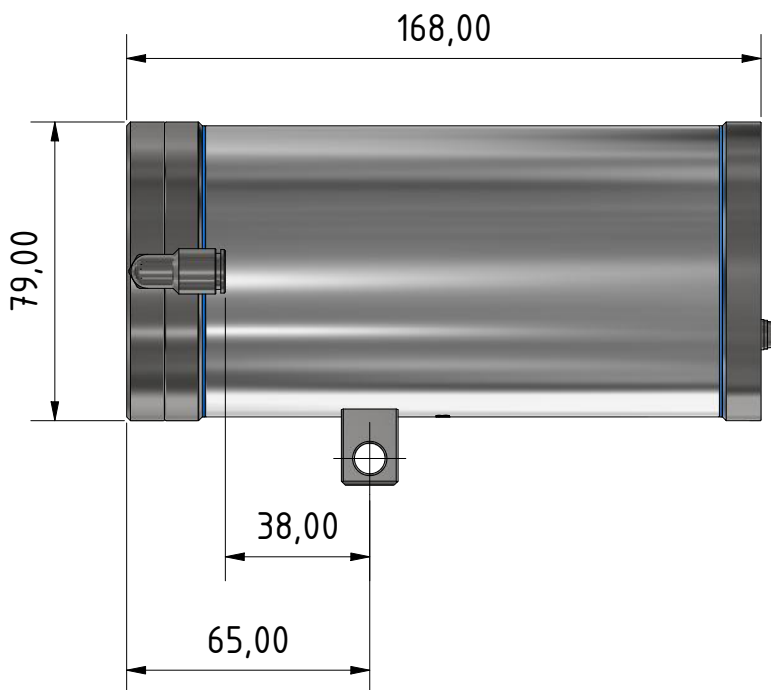
2

Air flow



Air intake

Dimensions VA1.2.K1.B0R:



Rotation 360°

Note:

For more information visit
www.samcon.eu !



SAMCON

Prozessleittechnik GmbH

